

Milos America

Area Four Industries America, Inc.
5427 N. National Dr.
Knoxville, TN 37914
USA

T +1 800 411 0065
info@areafourindustries.us



QuickTruss® Ultra & Accessories

For small and
medium events

Milos. Works better.

www.milos-systems.com



1**M100**

Page 6–7

Extremely versatile mono-cube system that's ideal for single tube structures and matrix grids.

2**QuickTruss® Ultra**

Page 10–15

M290UU

Mid-sized truss line compatible with most 12" square conical connector truss systems on the market.

3**Cell Clamps**

Page 18–19

Safe and secure mounting of fixtures, support structure suspension, and secure tube connections.

4**DJ Truss Kits**

Page 22–23

Universal and lightweight solutions for your events.

5**Furniture & Lecterns**

Page 26–27

Equipment for bars, restaurants, exhibits, lecture halls and more.

6**MT05**

Page 30–31

Light-duty, self-climbing truss tower ideal for small events & ground supports.

7**Mobiltechlifts, Xstage,
EXE, Xtruss**

Page 34–37

Staging and lifting solutions.

8**Milos portfolio**

Page 40–41

An overview of the wide range of products and structural solutions from Milos with the flexibility to change and adapt to required conditions.



Milos

A leading, global
manufacturer
of high-quality
truss

Milos is known around the world as one of the leading manufacturers of high quality aluminum structures and accessories for the entertainment industry. Milos is a dominant player in large-scale supply where safety, experience, global support and industry knowledge are absolutely crucial.

Milos now offers a new range of ultra-compatible products designed for small and medium-sized DJ installations. DJs are provided with cost-effective solutions that meet their expectations, while not limiting their growth. Every product comes with the highest quality workmanship, backed by a strong partner that is always available to provide first class support.

1

M100

Extremely versatile
mono-cube system ideal
for single tube structures
and matrix grids

M100

For single tube structures and matrix grids

M100 is an extremely versatile mono-cube system ideal for single tube structures and matrix grids. Each ‘node’ consists of a solid aluminum cube with threaded sides that allows you to construct simple 2-way junctions to complex 6-way intersections. M100 uses 50×2 mm (2"×½") tubes fitted with CNC machined female receivers for extremely fast, simple and secure construction.



Standard available lengths and weights

m	ft	A	0.50 (1' 8")	1.00 (3' 3½ ")	1.50 (4' 11")	2.00 (6' 7")	2.50 (8' 2½")	3.00 (9' 10")
			kg	lbs	kg	lbs	kg	lbs
			0.72 (1.58)	1.12 (2.48)	1.53 (3.38)	1.94 (4.28)	2.35 (5.18)	2.76 (6.08)

*Connection material (pins/clips/couplers) and packaging not included in above weights

Tubes	50×2 mm (2"×½")
Alloy	EN-AW 6082 T6

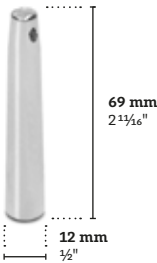
M100 Accessories



CUBEU-UNI

Series	kg	lbs
M100	0.27 (0.60)	

Universal multiconnection cube with 360° adjustment.
Cube is supplied with 2× CON63U.



PB

Series	kg	lbs
M100	0.02 (0.04)	

Pin B.



CCU


Series	kg	lbs
M100	0.11 (0.24)	

Conical connector M290UU.

HINGEU-UNI

Series	kg	lbs
M100	0.49 (1.08)	

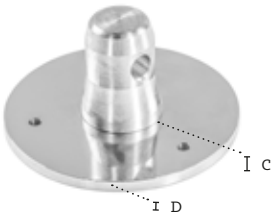
Universal hinge with two sets of CON63U.



PBM8

Series	kg	lbs
M100	0.02 (0.04)	

Pin B with thread M8.
Supplied with washer and nyloc nut.



UBPSC

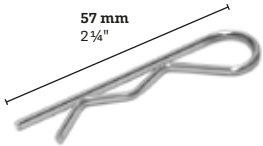
Series	kg	lbs	mm	in
M100	0.19 (0.42)		Ø 100 (3 15/16")	
			C 10 (3/8")	
			D 5 (3/16")	

M100 base plate single with half connector.

CON63U

Series	kg	lbs
M100	0.17 (0.37)	

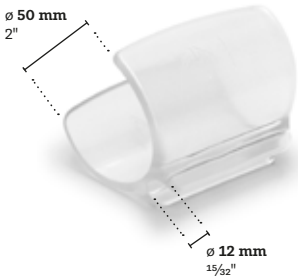
Male fitting for CUBEU-UNI, QCU1, equipped with location pin.
Supplied with washer and M12×25 bolt.



SRPB

Series	kg	lbs
M100	0.002 (0.01)	

Safety R Clip B.



CL50

Series	kg	lbs
M100	0.03 (0.07)	

Clip 50.
Banner attachment for tube d = 50 mm (2").
Color: Clear. Not compatible with 48 mm (1 59/64") tube.

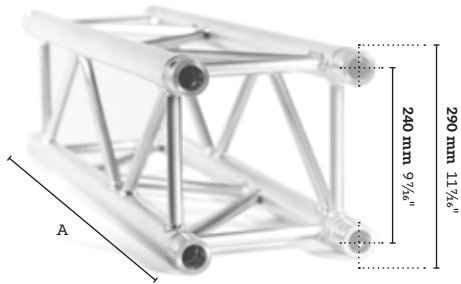
QuickTruss® Ultra (M290UU) and Accessories

Mid-sized truss line
offered in the Milos truss
portfolio family that offers
compatibility with most 12"
square conical connector
truss systems on the market

QuickTruss® Ultra (M290UU)

Truss for large and small applications

The QuickTruss® ULTRA (M290UU) system is a mid-sized truss line in the Milos truss portfolio and offers compatibility with most 12" square conical connector truss systems on the market. M290UU fits nicely in both large and small applications. It offers great spanning and weight loading capabilities, while providing a decorative touch! M290UU is available in custom lengths and junctions, and can be curved (see Circle Section). It comes in natural silver or a wide variety of powder coated colors and finishes.



Main Tubes	mm	in	50 × 2 (2" × 1/12")
Braceles	mm	in	20 × 2 (4/8" × 1/12")
Alloy	EN-AW 6082 T6		



Standard lengths and weights

For custom lenghts, please refer to price list.

m	ft	0.50 (1' 8")	1.00 (3' 3 1/2")	1.50 (4' 11")	2.00 (6' 7")	2.50 (8' 2 1/2")	3.00 (9' 10")	4.00 (13' 1/2")	5.00 (16' 5")
kg	lbs	2.95 (6.50)	5.90 (13.01)	8.90 (19.62)	11.80 (26.01)	14.75 (32.52)	17.70 (39.02)	23.60 (52.03)	29.5 (65.04)


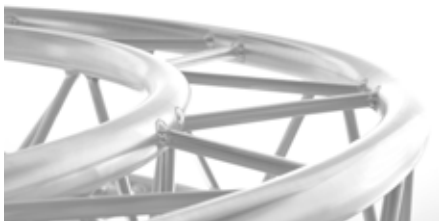
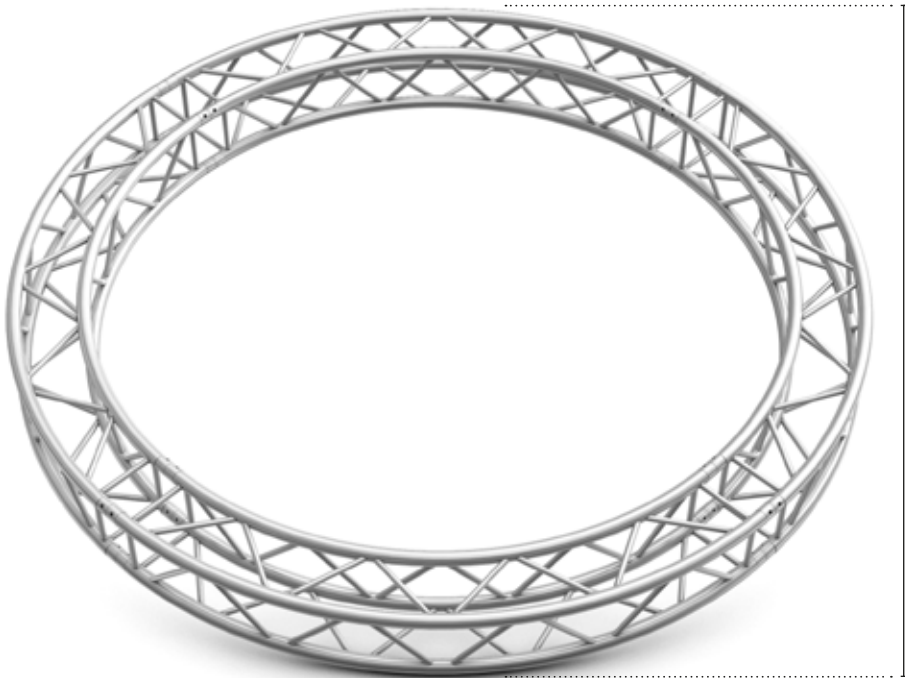
M290UU

Span	m (ft)	4.00 (13' 1 1/2")	6.00 (19' 8")	8.00 (26' 3")	10.00 (32' 10")	12.00 (39' 4 1/2")	14.00 (45' 11")	16.00 (52' 6")
Point load	kg (lbs)	1131.00 (2493.42)	760.60 (1676.83)	561.10 (1237.01)	439.30 (968.49)	356.30 (785.50)	295.60 (651.68)	248.60 (548.06)
Deflection	mm (inch)	12.10 (1/2")	27.90 (1 1/4")	49.80 (2")	78.50 (3 1/4")	114.10 (4 3/8")	157.00 (6 1/8")	207.70 (8 1/4")
Two point load	kg (lbs)	736.00 (1622.60)	565.00 (1245.61)	420.80 (927.70)	329.50 (726.42)	267.30 (589.29)	221.70 (488.76)	186.50 (411.16)
Deflection	mm (inch)	13.40 (1/2")	35.00 (1 3/8")	63.00 (2 3/8")	98.60 (3 7/8")	142.30 (5 5/8")	194.10 (7 3/4")	254.30 (10 1/8")
Distrib. loading	kg/m (lbs/ft)	567.40 (1250.90)	253.50 (558.87)	140.30 (309.30)	87.90 (193.78)	59.40 (130.95)	42.20 (93.03)	31.10 (68.56)
Total dis. loading	kg (lbs)	2269.60 (5003.60)	1521 (3353.22)	1122.40 (2474.40)	879 (1937.10)	712.80 (1571.40)	590.80 (1302.42)	497.60 (1096.96)
Deflection	mm (inch)	15.10 (1/2")	34.60 (1 3/8")	61.70 (2 3/8")	96.60 (3 5/8")	139.40 (5 3/4")	190.40 (7 1/2")	249.70 (9 5/8")

Metric units (Imperial units)	Point load in kg (lbs)	Two point load in kg (lbs)	Distrib. load (UDL) in kg/m (lbs/ft)
-------------------------------	------------------------	----------------------------	--------------------------------------

QuickTruss® Ultra (M290UU) Circles

Circles are the most popular Milos products. Their dynamic shapes allow you to create impressive visual effects for your performance, while also delivering strength and functionality. They are widely used by professionals around the world.

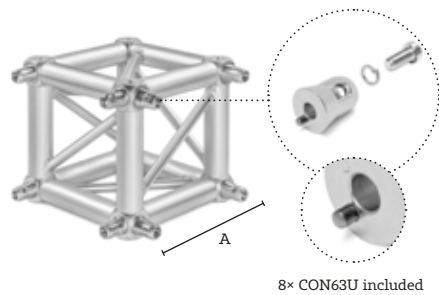


Standard QuickTruss® Ultra (M290UU) Circles

Type	Outer diameter		D	Segment length		Segments
	m	ft		m	ft	
QTUU D1500	1.50 (4' 11")			2.355 (7' 9")		2
QTUU D2000	2.00 (6' 7")			1.57 (5' 2")		4
QTUU D3000	3.00 (9' 10")			2.355 (7' 9")		4
QTUU D4000	4.00 (13' 1 1/2")			3.14 (10' 4")		4

Custom circles are available by special order.

QuickTruss® Ultra (M290UU) Junctions



Multicube

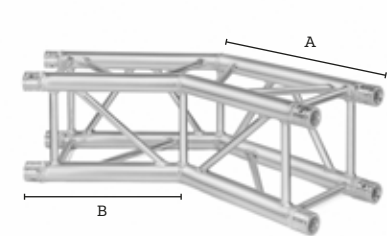
Series	kg	lbs	mm	in
M290UU	8	(17.63)	A 289.2	(11.25 ²⁵ / ₆₄ "
Code				
QCU1				

2 WAY CORNER 90°

Series	kg	lbs	mm	in
M290UU	6.6	(14.55)	A 500	(19.1 ¹ / ₁₆ "
Code				
QCU21				B 210 (8.1 ⁷ / ₆₄ "

2 WAY CORNER 120°

Series	kg	lbs	mm	in
M290UU	6.6	(14.55)	A 500	(19.1 ¹ / ₁₆ "
Code				
QCU22				B 333 (13.7 ⁷ / ₆₄ "



2 WAY CORNER 135°

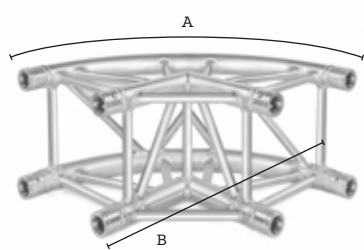
Series	kg	lbs	mm	in
M290UU	6.6	(14.55)	A 500	(19.1 ¹ / ₁₆ "
Code				
QCU23				B 380 (14.6 ¹ / ₆₄ "

3 WAY CORNER 90°

Series	kg	lbs	mm	in
M290UU	9.6	(21.16)	A 500	(19.1 ¹ / ₁₆ "
Code				
QCU30				B 210 (8.1 ⁷ / ₆₄ "

3 WAY T-PIECE

Series	kg	lbs	mm	in
M290UU	9.6	(21.16)	A 500	(19.1 ¹ / ₁₆ "
Code				
QTUU35				



2 WAY CURVED CORNER 90°

Series	kg	lbs	mm	in
M290UU	6.6	(14.55)	A 785	(30.2 ⁹ / ₃₂ "
Code				
QCU21-KRS				B 500 (19.1 ¹ / ₁₆ "

3 WAY CURVED CORNER 90°

Series	kg	lbs	mm	in
M290UU	9.6	(21.16)	A 785	(30.2 ⁹ / ₃₂ "
Code				
QLU31-KRS				B 500 (19.1 ¹ / ₁₆ "

QBB1 Bookcorner

Series	kg	lbs
QBB1	6.15	(13.55)

Can be configured for use with M290UU.

QuickTruss® Ultra (M290UU)

Accessories

Everything to complement our systems

The Milos range of truss accessories includes a comprehensive selection of parts to complement our systems. The following section includes our standard base plates, receivers, connectors, pins & clips.



CCU

Series	kg	lbs
M290UU	0.11	(0.24)


Conical connector M290UU.



PB

Series	kg	lbs
M290UU	0.05	(0.11)

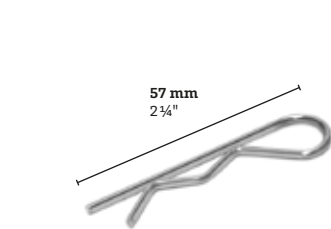
Pin B.



PBM8

Series	kg	lbs
M290UU	0.08	(0.18)


Pin B M8.
Supplied with washer and nyloc nut.



SRPB

Series	kg	lbs
M290UU	0.002	(0.01)


Safety R Clip B.



CON63U

Series	kg	lbs
M290UU	0.17	(0.37)

Male fitting for Multicube CUBEU-UNI, QCU1, equipped with location pin.
Supplied with washer and M12×25 bolt.



CON64U

Series	kg	lbs
M290UU	0.32	(0.71)

Female connector for QCU1 Light.
Supplied with washer and M12×35 bolt.

QuickTruss® Ultra (M290UU)

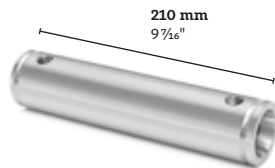
Accessories



CCUD105

Series	kg	lbs
M290UU	0.7	(1.54)

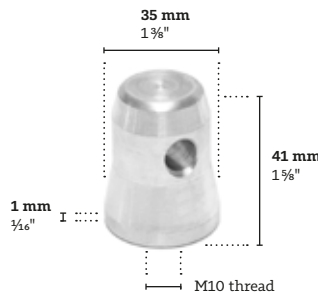
Spacer up to 105 mm (4 1/4").
Available in various sizes.



CFUD210

Series	kg	lbs
M290UU	0.68	(0.84)


Female spacer up to 210 mm (8 1/4").
Available in various sizes.



CCUPM10

Series	kg	lbs
M290UU	0.07	(0.15)


Half connector M10 for baseplates.
Connecting screw not included.
Please order separately if required.



CCUM12

Series	kg	lbs
M290UU	0.1	(0.22)

Half connector M290UU with M12 thread.
Fixing screw not included. Please order
separately if required.



CON36U

Series	kg	lbs
M290UU	0.97	(2.13)

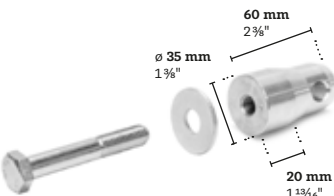
Quatro kit.
M290UU Quatro connector kit. Includes 4× CCU,
8× PB, 8× SRPB.



CON45

Series	kg	lbs
M290UU	0.21	(0.46)

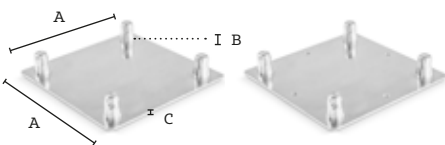
Male M290UU connector kit.
Includes 4× PB, 4× SRPB.



CON70U

Series	kg	lbs
M290UU	0.3	(0.66)

For QBU1 bookcorner.
Can be configured for use with M290UU Quatro.

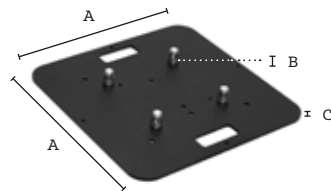


UWPQC, UBPQC

Series	kg	lbs	mm	in
M290UU	1.65	(3.64)	A 310	(12 13/64")
			B 10	(25/64")
			C 5	(13/64")

M290UU Quatro wall plate
with half connectors.

*Wall plates have mounting holes



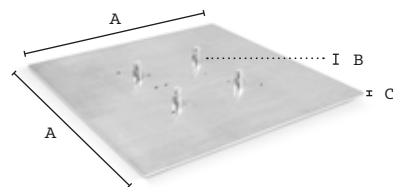
BP-600 × 600 × 10/QTUU

Series	kg	lbs	mm	in
M290UU	27.14	(59.83)	A 600	(23 5/8")
			B 15	(19/32")
			C 10	(25/64")

M290UU Quatro steel base
plate with half connectors
and powder coated black.

QuickTruss® Ultra (M290UU)


Accessories



BP-800 × 800 × 15/QTU

Series	kg	lbs	mm	in
M290UU	25.71	(56.68)	A 800	(31 1/2")
			B 20	(25/32")
			C 15	(19/32")


M290UU Quatro aluminum
base plate with half connec-
tors, wall thickness 10 mm
(25/64")



BP-D800 × 10/QTU

Series	kg	lbs	mm	in
M290UU	38.58	(85.05)	Ø 800	(31 1/2")
			B 15	(19/32")
			C 10	(25/64")

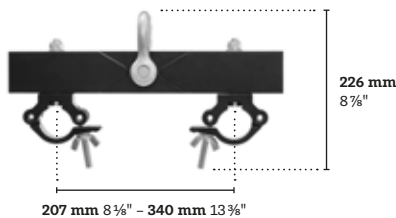
M290UU Quatro rounded
steel base with half connec-
tors, powder coated black.



CS-M290ADJ

Series	kg	lbs
M290UU	3.50	(7.71)

Ceiling support for M290UU – adjustable.
SWL 340 kg (749.6 lbs)
M290UU SWL 500 kg (1102.3 lbs)



CS-M290-M400BL

Series	kg	lbs
M290UU	2.92	(6.44)

Ceiling support for M290UU.
RAL 9005 – black, matt, smooth surface
BGVC1/DGUV17
SWL 1000 kg (2204.2 lbs)

Cell Clamps

Safe and secure mounting of fixtures, support structure suspension, and secure tube connections

Cell Clamps

For safe and secure mounting

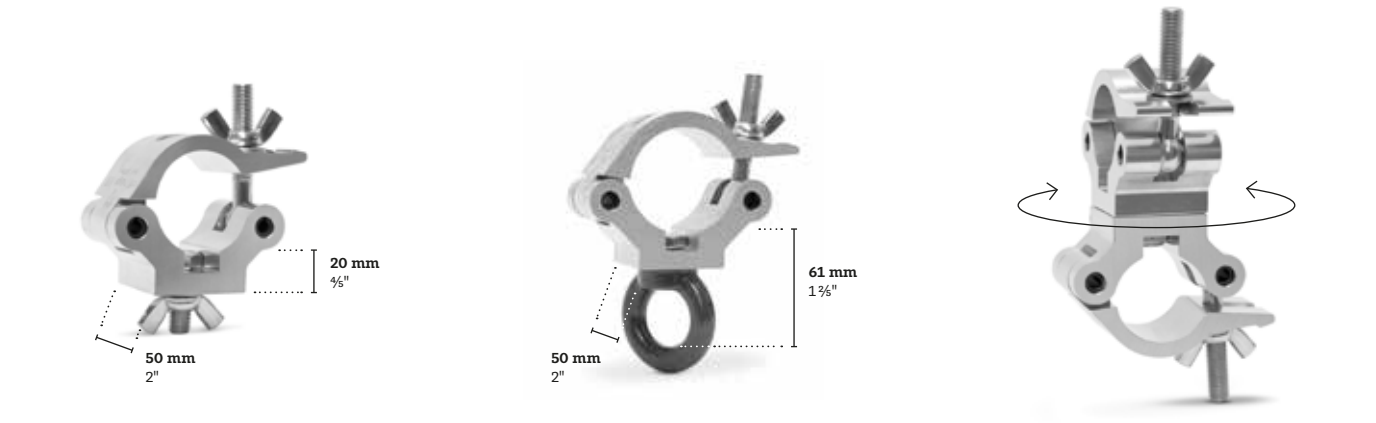
Safe and secure mounting of fixtures, support structure suspension, and secure tube connections all begin with Milos cell clamps. High quality extruded aluminum for extended durability and reliability. Compatible with tube diameters from 48–51 mm (1 7/8"-2"). Cell clamps are made from ultra high tensile aluminum alloy. Their highly polished surface is marked by a micropercussion method that ensures easy identification. TUV certification is available on select models.



- **Ultra high tensile aluminum alloy**
- **Highly polished surface**
- **Anodized versions on request**



Cell Clamps

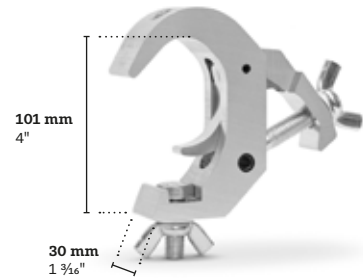


CELL202

kg lbs Basic clamp with bolt and wignut.

SWL	Weight	mm	in
650 (1433)	0.59 (1.30)	Ø 48-51	(1 5/6"-2")

Clamp supplied with M12×35 bolt and wingnut.



CELL402

kg lbs Quick clamp with bolt and wingnut.

SWL	Weight	mm	in
360 (794)	0.75 (1.65)	Ø 38-51	(1 1/2"-2")
720 (1587)	0.75 (1.65)	Ø 38-51	(1 1/2"-2")

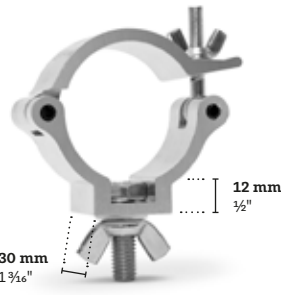
Quick clamp supplied with M12×35 bolt and wingnut.

CELL203

kg lbs Clamp with lifting eye.

SWL	Weight	mm	in
650 (1433)	0.65 (1.43)	Ø 48-51	(1 5/6"-2")
1300 (2865)	0.65 (1.43)	Ø 48-51	(1 5/6"-2")

Clamp supplied with steel eye for attachment of ropes or cables.



CELL502

kg lbs Clamp with bolt and wingnut.

SWL	Weight	mm	in
230 (507)	0.75 (1.65)	Ø 48-51	(1 5/6"-2")
460 (1014)	0.22 (0.47)	Ø 48-51	(1 5/6"-2")

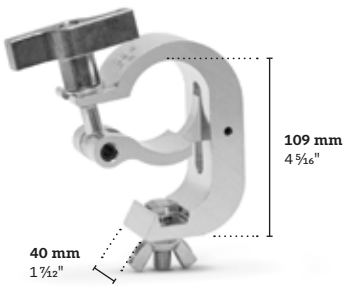
Clamp supplied with M10×30 bolt and wingnut.

CELL204

kg lbs Swivel coupler.

SWL	Weight	mm	in
540 (1190)	1.00 (2.20)	Ø 48-51	(1 5/6"-2")
1080 (2381)	1.00 (2.20)	Ø 48-51	(1 5/6"-2")

Set of two clamps that rotate 360° for connection of two tubes.



CELL602

kg lbs Basic clamp with bolt and wingnut.

SWL	Weight	mm	in
350 (771)	0.58 (1.28)	Ø 48-51	(1 5/6"-2")
700 (1543)	0.58 (1.28)	Ø 48-51	(1 5/6"-2")

Clamp supplied with M12×35 bolt and wingnut.

DJ Truss Kits

Universal and lightweight
solutions for your events

DJ Truss Kit

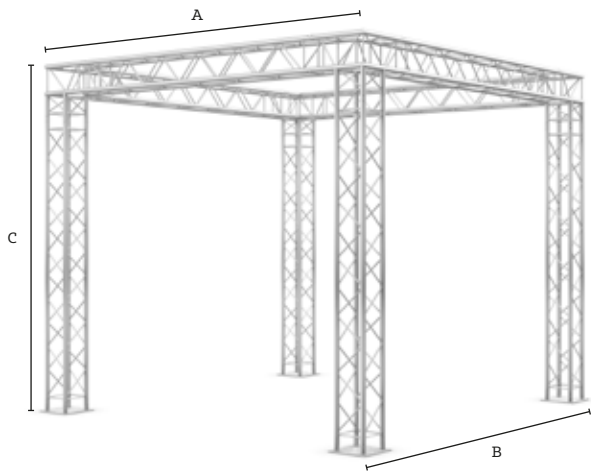
Truss booths and gates for the discerning DJ

Our standard 4 leg truss booths are made from universal and lightweight M290UU Quatro truss and provide four horizontal truss spans to mount lights, audio, hardware, drapes and more. They're equally at home in clubs, bars, exhibition halls, motion capture studios – anywhere that could benefit from truss support. The DJ Gate is a lightweight QuickTruss ULTRA (M290UU) Quatro truss kit providing a single horizontal truss span to rig lights, audio, hardware, drapes and more. Either system can be adjusted to suit dimensional requirements while their modularity offers great versatility in the field. Their QuickConnect conical connection system enables fast, tool-free assembly and break down.

TRUSS 4 LEG BOOTH

Standard sizes	Width	A	Depth	B	Height	C	Plates
Booth 4×4	4 (13' 1½")		4 (13' 1½")		3 (9' 10")		UBPQC
Booth 5×5	5 (16' 4½")		5 (16' 4½")		3 (9' 10")		UBPQC

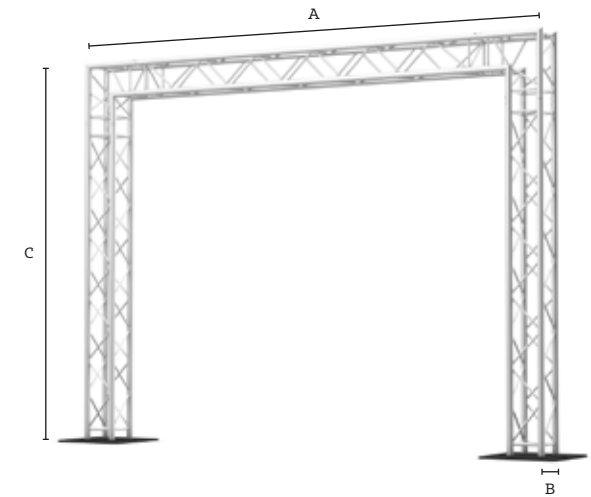
m ft



DJ GATE

Standard sizes	Width	A	Depth	B	Height	C	Plates
DJ Gate 2×3	3 (9' 10")		0.29 (11 ½")		2.5 (8' 2½")		BP-600×600×10/QTUU
DJ Gate 3×4	4 (13' 1½")		0.29 (11 ½")		3.5 (11' 6")		BP-600×600×10/QTUU

m ft




DJ Truss Kit

Glow and Milos Totems

Glow Totems are the perfect accessory for the mobile DJ. The system includes 4 tubes with standard lengths of 1.5 m (4' 11"), 2 m (6' 7") and 2.5 m (8' 2½") as well as top and bottom plates, fire retardant scrim and all necessary connection material. Milos Totems are upright truss displays that are simple to build, break down and require no additional support. Place lights inside or outside the truss framework depending on your needs. Use in conjunction with scrim to create an eye catching, dramatic lighting display. Milos Totems can also be used for mounting video screens. Totems are ideal for clubs, bars, hotels, weddings/formal events and restaurants. Tool-free assembly enables fast set-up and break down.


GLOW TOTEMS

Item	Height	m	ft	Tubes	mm	in	Plates
GLOTEM M100U-1500	A 1.5 (4' 11")			50×2 (2"×½")			Top: UBPQC
GLOTEM M100U-2000	A 2 (6' 7")						Bottom: BP-600×600×10/QTUU
GLOTEM M100U-2500	A 2.5 (8' 2½")						



MILOS TOTEMS

Item	Height	m	ft	Tubes	mm	in	Plates
MMD132U-1500	A 1.5 (4' 11")			50×2 (2"×½")			Top: UBPQC
MMD132U-2000	A 2 (6' 7")						Bottom: BP-600×600×10/TUU
MMD132U-2500	A 2.5 (8' 2½")						



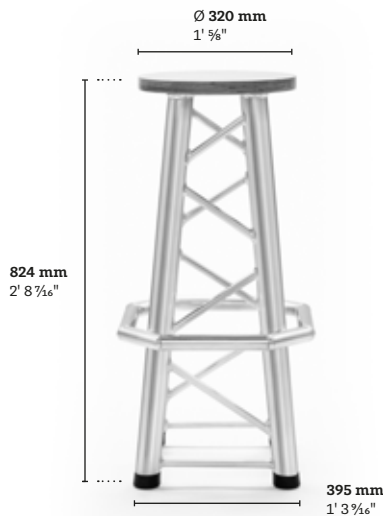
Furniture & Lecterns

Equipment for bars,
restaurants, exhibits,
lecture halls and more

Furniture & Lecterns

Truss Bar Chairs and Tables

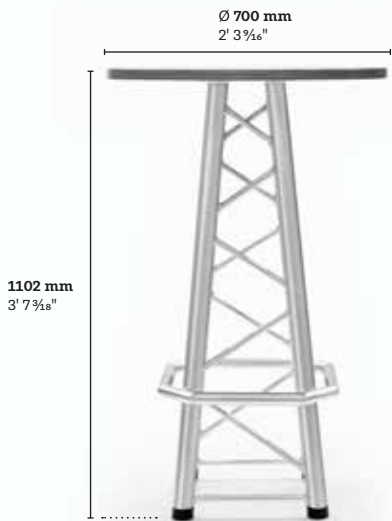
Bar chairs and tables are a great addition to exhibits, restaurants, and other locations where a sleek modern look is desired. Combining the clean lines of truss with a finished wooden top, Milos truss chairs and tables are lightweight and durable. Two distinct designs are available.



MMD115

Bar stool with 4 legs.

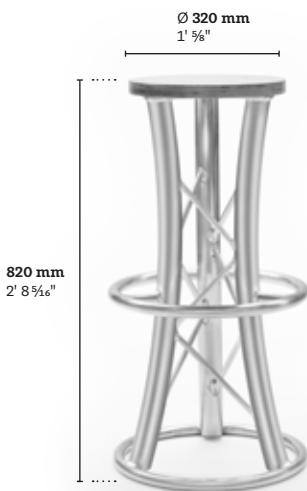
kg lbs 7 (15.43)



MMD116

Bar table with four legs.

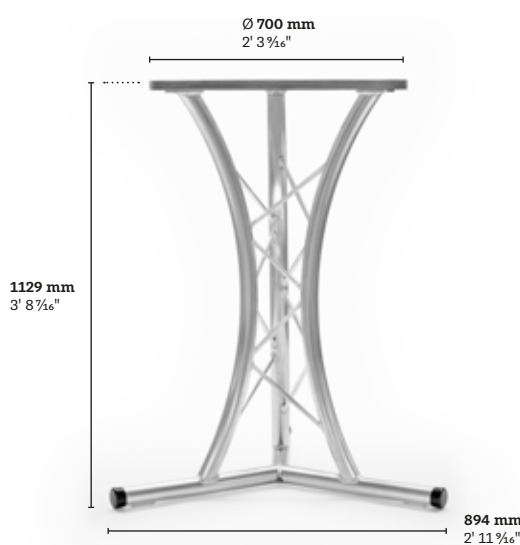
kg lbs 16 (35.27)



MMD161

Bar stool with three legs and round base.

kg lbs 5 (11.02)



MMD162


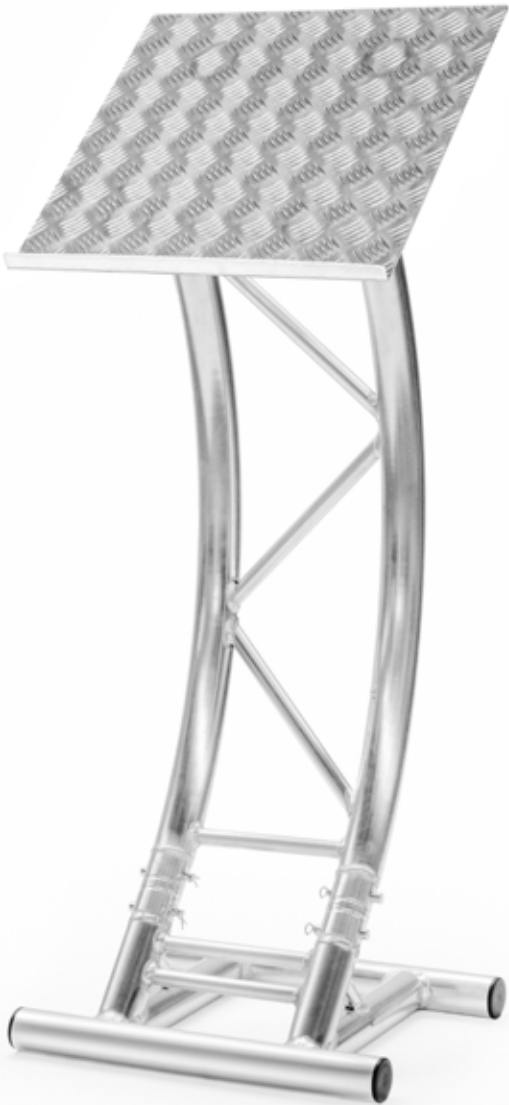
Bar table with three legs.

kg lbs 12 (26.45)

Furniture & Lecterns

Lecterns

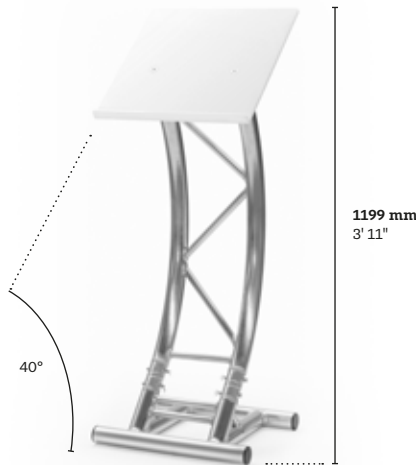
Milos Lecterns are ideal for churches, schools, or anywhere that a speaker could use a little support. Contemporary design and aluminum construction make these as practical as they are durable. Our standard lectern has a removable top, allowing truss and base plates to be used for multiple applications.



MMD143U

Standard lectern. Removable top can be combined with various straight pieces of truss.

kg lbs 12.20 (26.89)



MMD141U

Lectern with modern curved design.

kg lbs 7 (15.43)

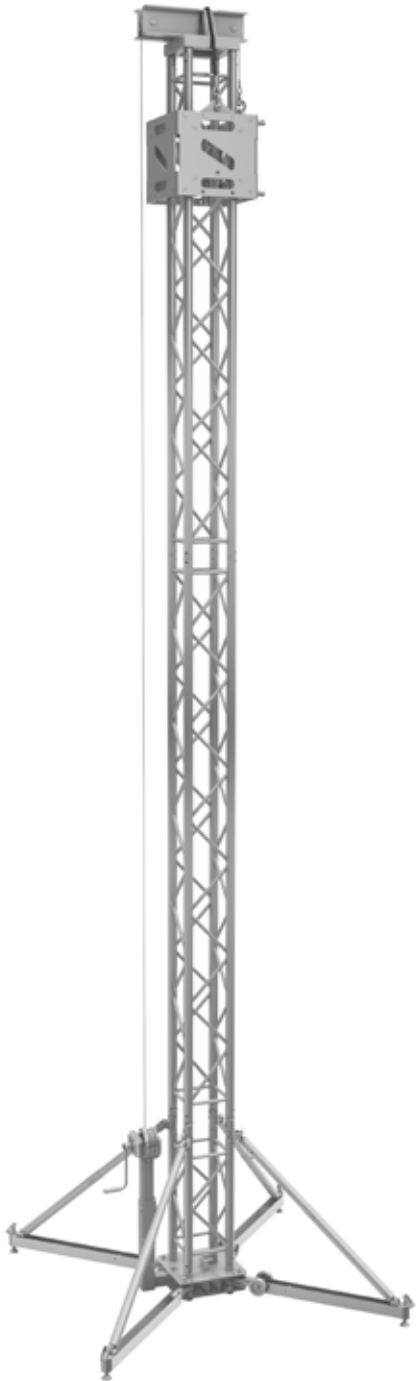
MT05

Light-duty, self-climbing
truss tower ideal for small
events & ground supports

MT05

Towers

MT05 is a light-duty self climbing truss tower ideal for small events & ground supports. The MT05 is designed to use M290UU Quatro verticals and a versatile sleeve block that can be configured for M290 Quatro. Safe, stable & simple lifting of loads can be completed using either a compact hand-winch, optional manual chain hoist or electric motor(s).

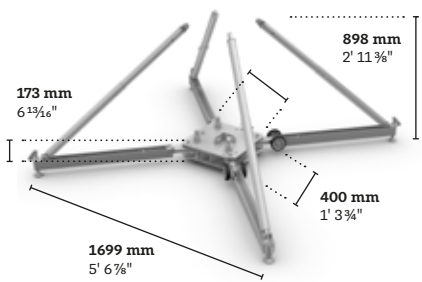


Height	m	ft	6.2 (20' 4")
Capacity with hand-winch	kg	lbs	500 (1103)
Self weight	kg	lbs	125 (276)

Components required to construct one MT05 Tower

MT05-01U	Aluminum base incl. outriggers	1 piece
MT05-02U	Head section chain and wire	1 piece
MT05-03U	Sleeve block	1 piece
MT05-06	Alko hand-winch	1 piece
MT05-07U	Hinge parts – set of 4 pcs	1 set = 4 pieces
MT05-10	Safety wire	1 piece
QTUU 700	QTUU length 0.70 m (2' 3½")	1 piece
QTUU 2500	QTUU length 2.5 m (8' 2½")	1 piece
QTUU 3000	QTUU length 3.0 m (9' 10")	1 piece

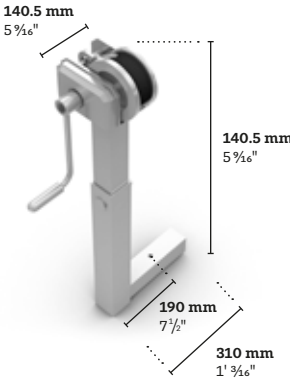
MT05



MT05-01U Aluminum base

Base with foldable long outriggers.

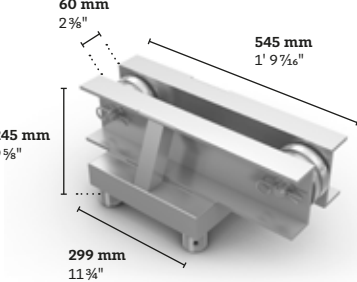
kg	lbs	35 (77.15)
----	-----	------------



MT05-06 hand-winch

The Alko hand-winch is equipped with a square aluminum leg, which fits into the base.

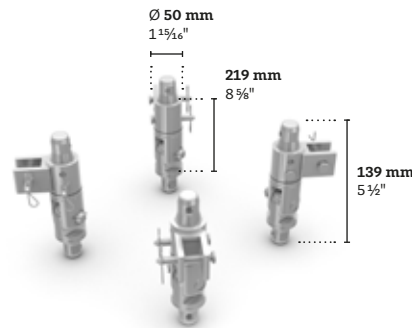
kg	lbs	10 (22.04)
----	-----	------------



MT05-02U Head section

Head section for chain and wire.

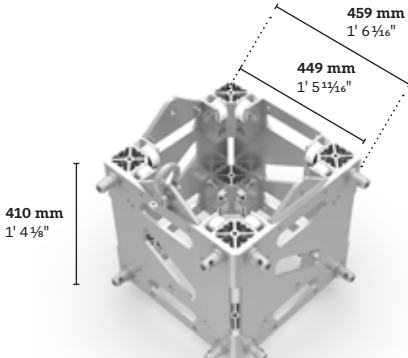
kg	lbs	13 (28.65)
----	-----	------------



MT05-07U Hinge parts

Used to connect the vertical Quatro pieces together and to allow for tilt-up assembly. 4 off hinge parts per set.

kg	lbs	4.2 (9.26)
----	-----	------------



MT05-03U Sleeve block

Whole aluminum sleeve block with powerful performance of 1103 lbs capacity suitable for connection of M290.

kg	lbs	33 (72.74)
----	-----	------------



MT05-10 Safety wire

Use with MT05 to secure sleeve block.

kg	lbs	3 (6.61)
----	-----	----------

Mobiltechlifts

Xstage, EXE,

Xtruss

Staging and lifting solutions



Xstage¹

EXE¹
TECHNOLOGY

Xtruss¹

Mobiltechlifts

Fully certified telescopic lifts with industry-leading durability, safety and user-friendliness



Quick and Easy loading



PLS Locking system



Wheel brakes & Leveling



Rubber Feet and Cushioning

Mobiltechlifts

Mobiltechlifts feature an easy to operate telescopic mechanism and manual hand-winch designed to safely lift and support loads.

More information:
www.mobiltechlifts.com



ML2 (2 models)



ML3



ML4

Performance		Telescopic Lift	Line Array Lift	Multi Purpose Lift
Load	kg lbs	200 (441)	260 (573.2)	270 (595.95)
Weight	m ft	126 (277.8)	124 (273.37)	128 (282.2)
Max. Height	m ft	6.5 (21.33)	5.6 (18.37)	6.5 (21.33)
Min. Height	m ft	1.82 (5.97)	1.78 (5.84)	1.98 (6.5)
Footprint	m ft	2.4 × 2.4 (7.78 × 7.78)	1.97 × 1.82 (6.46 × 5.97)	1.97 × 1.82 (6.46 × 5.97)

Certification			
Certified for 5° incline	✓	✓	✓
TÜV	✓	✓	✓
BGVC1	✓	✓	✓
CE	✓	✓	✓
Certification			
Level indicator	✓	✓	✓
Height indicator	✓	✓	✓
Winch cover (optional)	✓	✓	✓
Horizontal transport (optional)	✓	✓	✓
Outrigger rubber pads	✓	✓	✓
Safety			
Securing positions on top mast	✓		
Manual screw (2 nd securing point)	✓		
Locking system	✓	✓	✓
Rear support bars		✓	✓

Xstage

Raising your performance to new levels

Xstage is a line of portable, modular stages made from high-quality, extruded aluminum. Their legendary versatility, strength and durability suit a wide variety of applications. All stages are height adjustable, stable, easy to construct and feature compact storage. Additional accessories allow them to be used as catwalks, dance floors and a host of other applications.

More information:
www.xstage-systems.com



EXE

Safe, Precise, Certified

The EXE range has been engineered to safely move and position stage equipment, video walls and other related structures before, during and after your performance.

More information:
www.exetechnology.com




Xtruss

Extend the possibilities of your truss

Xtruss components considerably extend the usefulness of classic trusses. They allow a simple mounting of diverse materials and formats to the trusses through a series of systemized, reusable add-ons. They multiply the range of applications by allowing trusses to be reconfigured, repurposed or reinvented with minimal investment. Xtruss creates almost limitless possibilities with your existing truss inventory.

More information:
xtruss-systems.com



Milos portfolio

An overview of the wide range of products and structural solutions from Milos with the flexibility to change and adapt to required conditions

Milos portfolio

A wide range of products and structural solutions

Milos produces a wide range of products and structural solutions with the flexibility to change and adapt to the required conditions. Customers are provided with the versatility they need, when they need it. Maximum value is delivered with each product to help customers build their business while Milos keeps pace with their evolving demands.

