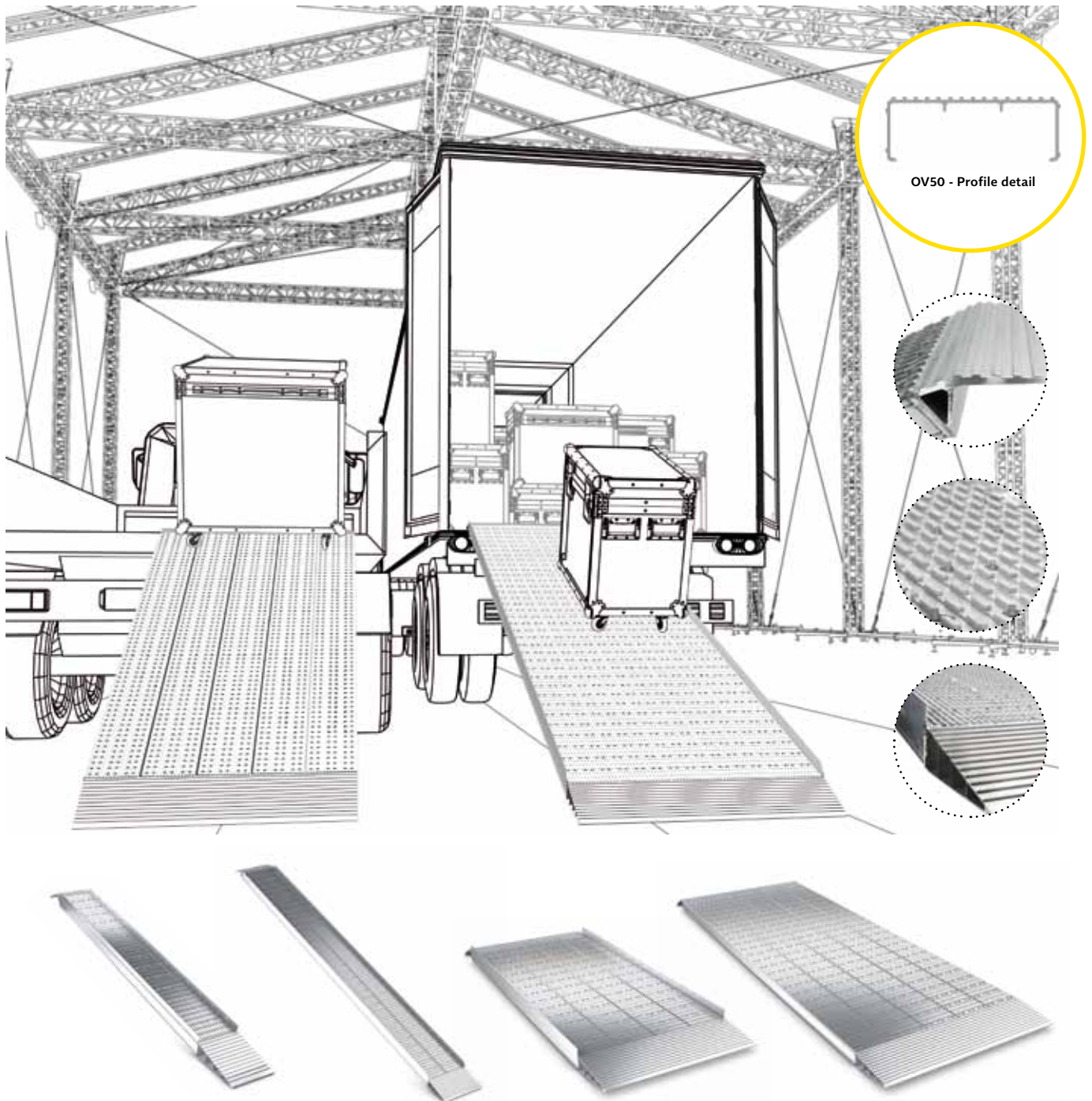


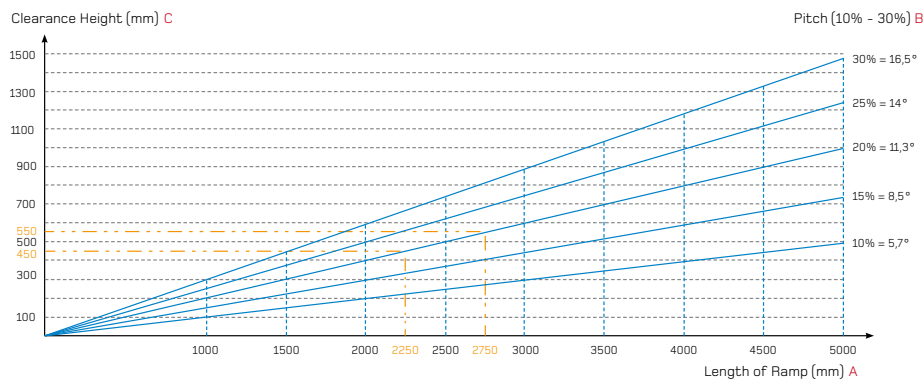
OV50 light ramps

- Lightweight profile made of EN AW-6063 T6
- Raised side rails 45mm (1.77") as standard
- Anti-slip surface
- Loading capacity up to 1950 kg (4290 lbs)
- Length up to 5000mm (196.85")
- Wide selection of sizes
- Ultra heavy duty use
- Ideal for concert touring

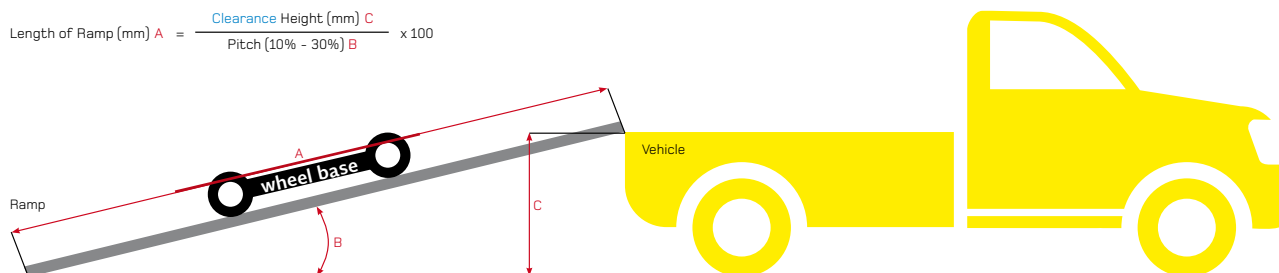


OV50

Light loading ramps
Available in 200 - 400 - 600 - 800 - 1000mm (7.87 - 15.75 - 23.62 - 31.50 - 39.37"). Side railing height 45mm (1.77")



$$\text{Length of Ramp (mm) A} = \frac{\text{Clearance Height (mm) C}}{\text{Pitch (10\% - 30\%) B}} \times 100$$



OV50

Technical specifications

Code	mm		in		Length		Width		Height		SWL pair piece*		Weight per ramp	
	mm	in	mm	in	mm	in	mm	in	mm	in	kg	lbs	kg	lbs
OV50-200x1500	200	7.87	1500	59.06	200	7.87	450	17.72	820.00	1804.00	6.00	13.20		
OV50-200x2000	200	7.87	2000	78.74	200	7.87	600	23.62	660.00	1452.00	8.00	17.60		
OV50-200x2500	200	7.87	2500	98.43	200	7.87	750	29.53	530.00	1166.00	9.00	19.80		
OV50-200x3000	200	7.87	3000	118.11	200	7.87	900	35.43	440.00	968.00	11.00	24.20		
OV50-200x3500	200	7.87	3500	137.80	200	7.87	1050	41.34	380.00	836.00	13.00	28.60		
OV50-200x4000	200	7.87	4000	157.48	200	7.87	1200	47.24	330.00	726.00	14.00	30.80		
OV50-400x1500	400	15.75	1500	59.06	400	15.75	450	17.72	1780.00	3916.00	12.00	26.40		
OV50-400x2000	400	15.75	2000	78.74	400	15.75	600	23.62	1450.00	3190.00	15.00	33.00		
OV50-400x2500	400	15.75	2500	98.43	400	15.75	750	29.53	1200.00	2640.00	18.00	39.60		
OV50-400x3000	400	15.75	3000	118.11	400	15.75	900	35.43	1000.00	2200.00	22.00	48.40		
OV50-400x3500	400	15.75	3500	137.80	400	15.75	1050	41.34	860.00	1892.00	25.00	55.00		
OV50-400x4000	400	15.75	4000	157.48	400	15.75	1200	47.24	750.00	1650.00	28.00	61.60		
OV50-400x4500	400	15.75	4500	177.17	400	15.75	1350	53.15	670.00	1474.00	31.00	68.20		
OV50-400x5000	400	15.75	5000	196.85	400	15.75	1500	59.06	600.00	1320.00	35.00	77.00		
OV50-600x1500	600	23.62	1500	59.06	600	23.62	450	17.71	1800.00	3960.00	19.00	41.80		
OV50-600x2000	600	23.62	2000	78.74	600	23.62	600	23.62	1490.00	3278.00	24.00	52.80		
OV50-600x2500	600	23.62	2500	98.42	600	23.62	750	29.52	1260.00	2772.00	29.00	63.80		
OV50-600x3000	600	23.62	3000	118.11	600	23.62	900	35.43	1080.00	2376.00	34.00	74.80		
OV50-600x3500	600	23.62	3500	137.79	600	23.62	1050	41.33	930.00	2046.00	40.00	88.00		
OV50-600x4000	600	23.62	4000	157.48	600	23.62	1200	47.24	810.00	1782.00	45.00	99.00		
OV50-600x4500	600	23.62	4500	177.16	600	23.62	1350	53.14	730.00	1606.00	50.00	110.00		
OV50-600x5000	600	23.62	5000	196.85	600	23.62	1500	59.05	690.00	1518.00	56.00	123.20		
OV50-800x1500	800	31.50	1500	59.06	800	31.50	450	17.72	1950.00	4290.00	23.00	50.60		
OV50-800x2000	800	31.50	2000	78.74	800	31.50	600	23.62	1700.00	3740.00	30.00	66.00		
OV50-800x2500	800	31.50	2500	98.43	800	31.50	750	29.53	1450.00	3190.00	36.00	79.20		
OV50-800x3000	800	31.50	3000	118.11	800	31.50	900	35.43	1250.00	2750.00	43.00	94.60		
OV50-800x3500	800	31.50	3500	137.80	800	31.50	1050	41.34	1070.00	2354.00	50.00	110.00		
OV50-800x4000	800	31.50	4000	157.48	800	31.50	1200	47.24	940.00	2068.00	56.00	123.20		
OV50-800x4500	800	31.50	4500	177.17	800	31.50	1350	53.15	835.00	1837.00	63.00	138.60		
OV50-800x5000	800	31.50	5000	196.85	800	31.50	1500	59.06	800.00	1760.00	69.00	151.80		
OV50-1000x1500	1000	39.37	1500	59.06	1000	39.37	450	17.72	1950.00	4290.00	29.00	63.80		
OV50-1000x2000	1000	39.37	2000	78.74	1000	39.37	600	23.62	1700.00	3740.00	37.00	81.40		
OV50-1000x2500	1000	39.37	2500	98.43	1000	39.37	750	29.53	1450.00	3190.00	45.00	99.00		
OV50-1000x3000	1000	39.37	3000	118.11	1000	39.37	900	35.43	1250.00	2750.00	53.00	116.60		
OV50-1000x3500	1000	39.37	3500	137.80	1000	39.37	1050	41.34	1070.00	2354.00	62.00	136.40		
OV50-1000x4000	1000	39.37	4000	157.48	1000	39.37	1200	47.24	940.00	2068.00	70.00	154.00		
OV50-1000x4500	1000	39.37	4500	177.17	1000	39.37	1350	53.15	835.00	1837.00	78.00	171.60		
OV50-1000x5000	1000	39.37	5000	196.85	1000	39.37	1500	59.06	800.00	1760.00	86.00	189.20		

*SWL counted for 1250 mm wheelbase